

Blen
PROVENCE® 



-  **Bleu Provence** vi offre solo prodotti di alta qualità, fabbricati con materiali e componenti di prima scelta, finiti con cura e precisione. Le ns. creazioni sono destinate a restare intatte nel tempo, a non passare di moda, e a rendere la vostra casa piu' calorosa ed accogliente. Scoprite la nostra **collezione di vasche e lavabi in rame e ottone** fatti a mano combinando bellezza ed eleganza.
-  **Bleu Provence** vous offre uniquement des produits de grande qualité, fabriqués avec des matériaux et composants de premier choix, finis avec soin et précision. Nos créations sont destinées à durer dans le temps, à rester indémodables et à rendre votre maison plus chaleureuse et accueillante. Découvrez notre **collection de baignoires & vasques en cuivre et laiton**. Faites à la main, elles combinent souplesse et durabilité pour un plaisir d'usage maximal!
-  **Bleu Provence** offers only high quality products, made with first choice materials and components, finished with care and precision. Our creations are designed to last over time, to remain fashion and make your home warm and cozy. Discover our **Copper and brass tubs & basins collection**. Handcrafted, they combine both pliancy and durability for a maximum pleasure of use!

Vasche in rame pag.02

Lavabi in rame pag.14

Piatti doccia in rame pag.19

Lavabi cucina pag.20

Finiture pag.24

Napoleon 150



- 🇮🇹 Vasca Napoleon con finitura Rame interna + Patina Bronzo esterna
- 🇫🇷 Baignoire Napoleon finition Cuivre intérieur + Patine Bronzée extérieur
- 🇬🇧 Napoleon bathtub with Copper finish inside + Patina Bronze finish outside

Tecnico


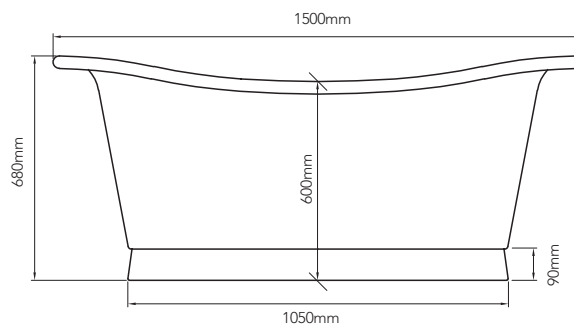
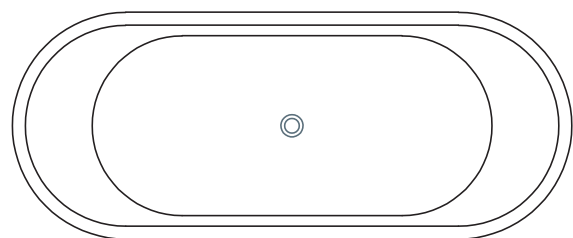
INFORMAZIONI TECNICHE - TECHNICAL INFORMATION

NAPOLEON 150

Weight: 30 kg




1500mm x 660mm

Capacity: 145 litres



Napoleon 170


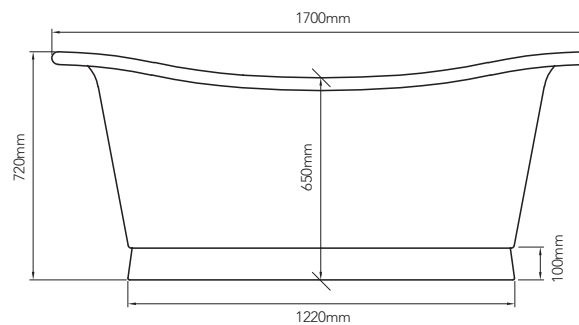
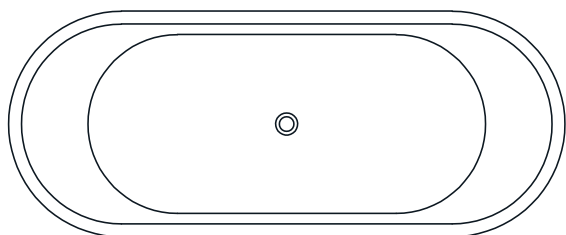


-  Vasca Napoleon con finitura Nickel interna + Rame esterna
-  Baignoire Napoleon finition Nickel intérieur + Cuivre extérieur
-  Napoleon bathtub with Nickel finish inside + Copper finish outside

Tecnico


INFORMAZIONI TECNICHE - TECHNICAL INFORMATION


NAPOLEON 170 Weight: 40 kg
1700mm x 690mm Capacity: 250 litres




Napoleon 200



 Vasca Napoleon con finitura Rame interna + Verderame esterna

 Baignoire Napoleon finition Cuivre intérieur + Vert de gris extérieur

 Napoleon bathtub with Copper finish inside + Verdigris finish outside


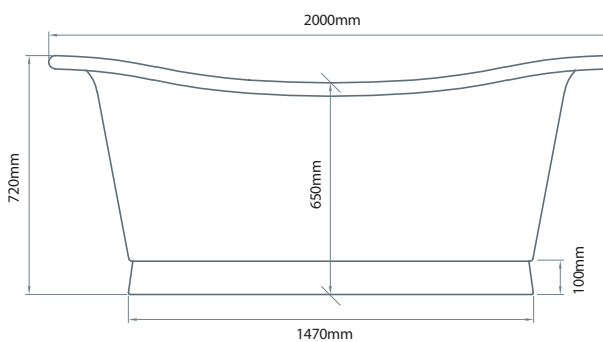
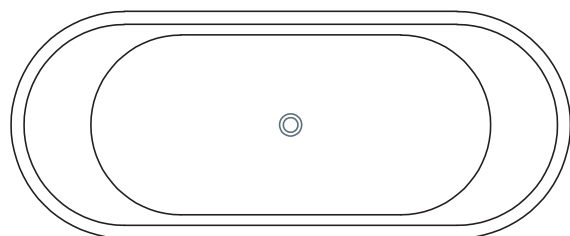
Tecnico

INFORMAZIONI TECNICHE - TECHNICAL INFORMATION

NAPOLEON 200 Weight: 60 kg

2000mm x 800mm

Capacity: 370 litres








-  Vasca Napoleon finitura Rame (interna + esterna)
-  Baignoire Napoleon finition Cuivre (intérieur + extérieur)
-  Napoleon bathtub with Copper finish (inside + outside)

Napoleon




-  Vasca Napoleon finitura Rame Satinato (interna + esterna)
-  Baignoire Napoleon finition Cuivre Brossé (intérieur + extérieur)
-  Napoleon bathtub with Brushed Copper finish (inside + outside)



-  Vasca Napoleon finitura Ferro Bianco (interna + esterna)
-  Baignoire Napoleon finition Fer Blanc (intérieur + extérieur)
-  Napoleon bathtub with Tin finish (inside + outside)

Circle



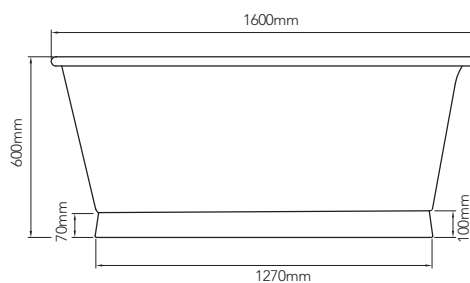
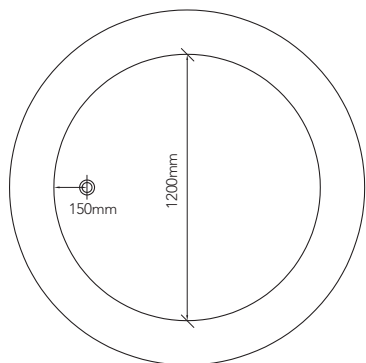
-  Vasca Circle con finitura Nickel Mat (interna + esterna)
-  Baignoire Circle finition Nickel Mat (intérieur + extérieur)
-  Circle bathtub with Nickel Matt finish (inside + outside)

Tecnico




INFORMAZIONI TECNICHE - TECHNICAL INFORMATION

CIRCLE
1600mm

Weight: 60 kg
Capacity: 530 litres








-  Vasca Circle con finitura Nickel Mat interna + Patina Bronzo esterna
-  Baignoire Circle finition Nickel Mat intérieur + Patina Bronze extérieur
-  Circle bathtub with Nickel Matt finish inside + Patina Bronze outside

Elegance

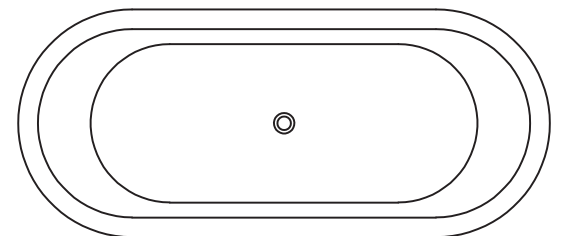
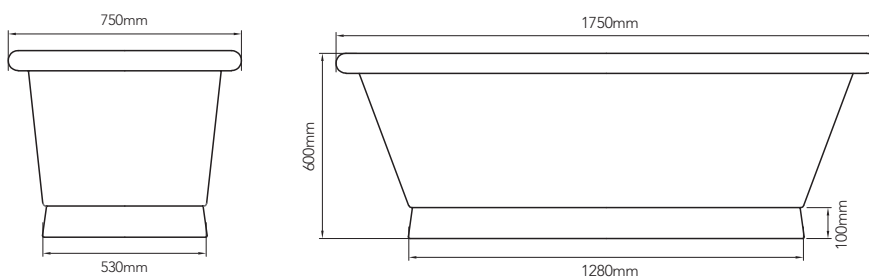


-  Vasca Elegance finitura Nickel (interno + esterno)
-  Baignoire Elegance finition Nickel (intérieur + extérieur)
-  Elegance bathtub with Nickel finish (inside + outside)




Tecnico

ELEGANCE 175 Weight: 45 kg
Capacity: 250 litres

INFORMAZIONI TECNICHE - TECHNICAL INFORMATION



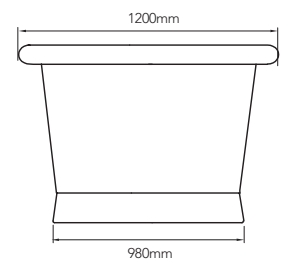
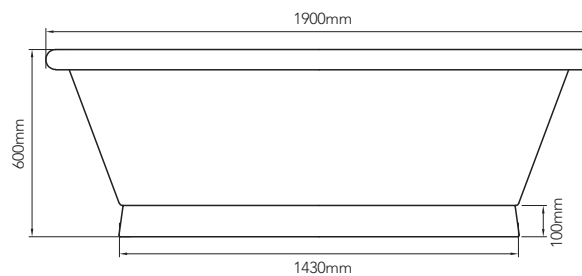
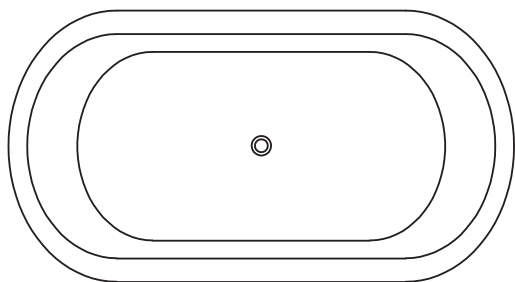


-  Vasca Elegance con finitura smaltato interna + Rame esterna
-  Baignoire Elegance finition émaillée intérieur + Cuivre extérieur
-  Elegance bathtub Enameled inside + Copper outside

Tecnico

ELEGANCE 190 Weight: 80 kg
Capacity: 475 litres

INFORMAZIONI TECNICHE - TECHNICAL INFORMATION



Square



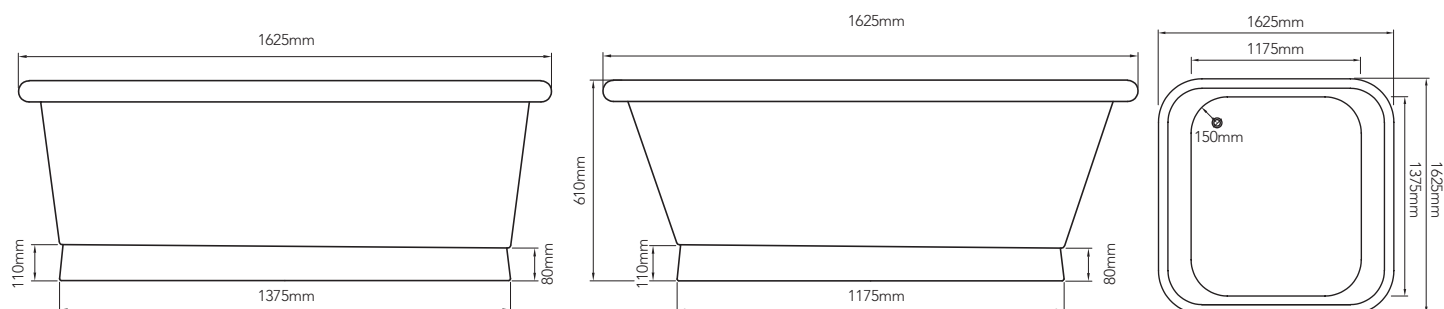
-  Vasca Square con finitura Tin (interna + esterna)
-  Baignoire Square finition Tin (intérieur + extérieur)
-  Square bathtub with Tin finish (interior + exterior)

Tecnico

INFORMAZIONI TECNICHE - TECHNICAL INFORMATION

SQUARE
1625mm x 610mm

Weight: 120 kg
Capacity: 800 litres





Lavabi Lavabos Basins

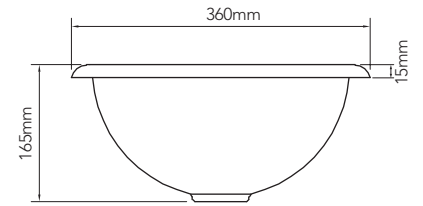
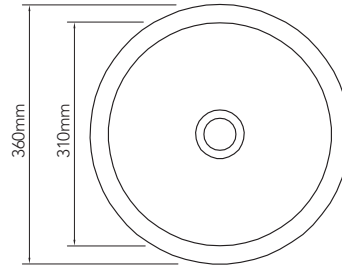


🇮🇹 Lavabo Circle con finitura Nickel Mat interno + Patina Bronzo esterno

🇫🇷 Lavabo Circle finition Nickel Mat intérieur + Patina Bronze extérieur

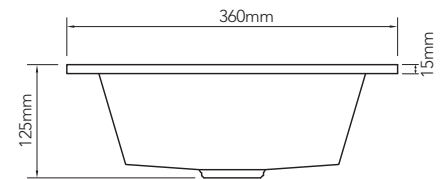
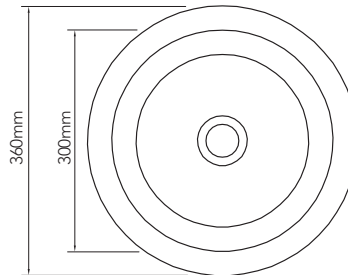
🇬🇧 Circle basin with Brushed Nickel Matt inside + Patina Bronze outside

ROUND



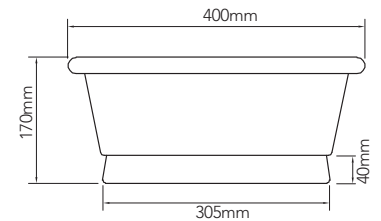
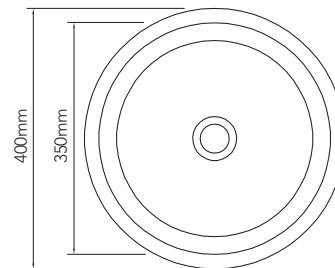
■ LVCP01 • Lavabo ROUND mm.360 - Vasque ROUND mm.360 - ROUND washbasin mm.360

TOP



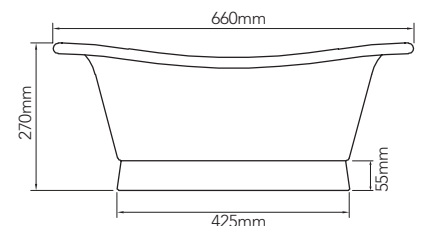
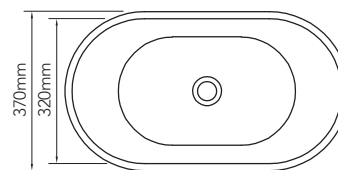
■ LVCP02 • Lavabo TOP mm.360 - Vasque TOP mm.360 - TOP washbasin mm.360

CIRCLE



■ LVCP03 • Lavabo CIRCLE mm.400 - Vasque CIRCLE mm.400 - CIRCLE washbasin mm.400

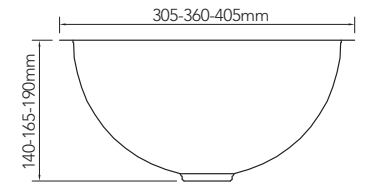
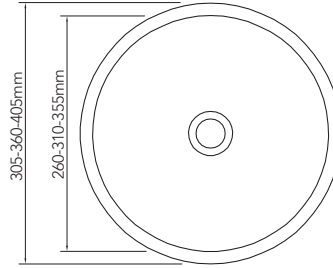
NAPOLEON



■ LVCP04 • Lavabo NAPOLEON mm.660x370 - Vasque NAPOLEON mm.660x370 - NAPOLEON washbasin mm.660x370

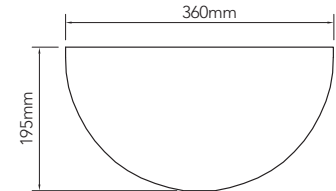
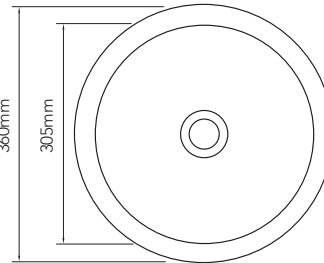


UNDER



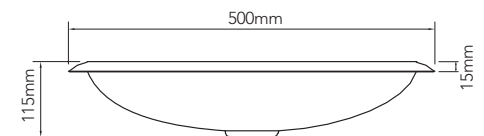
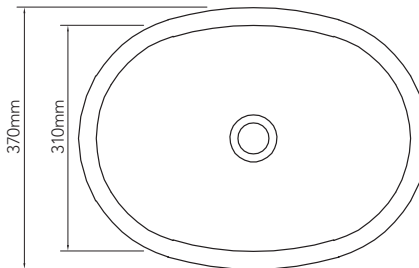
- LVCP05/30** • Lavabo UNDER mm.305 - Vasque UNDER mm.305 - UNDER washbasin mm.305
- LVCP05/36** • Lavabo UNDER mm.360 - Vasque UNDER mm.360 - UNDER washbasin mm.360
- LVCP05/40** • Lavabo UNDER mm.405 - Vasque UNDER mm.405 - UNDER washbasin mm.405

C-BOWL



- LVCP06 C-BOWL** • Lavabo C-BOWL mm.360 - Vasque C-BOWL mm.360 - C-BOWL washbasin mm.360

COVAL






- LVCP07 COVAL** • Lavabo COVAL mm.370 - Vasque COVAL mm.370 - COVAL washbasin mm.370



Piatti doccia

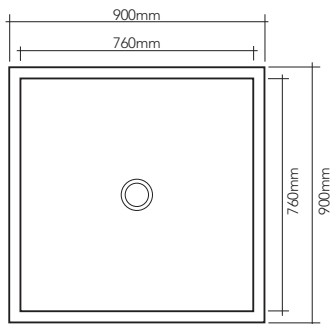
Bac à douche
Shower tray



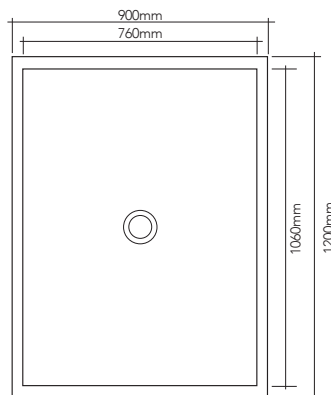
-  Piatto doccia con finitura rame
-  Bac à douche avec finition cuivre
-  Shower tray with copper finish

Tecnico

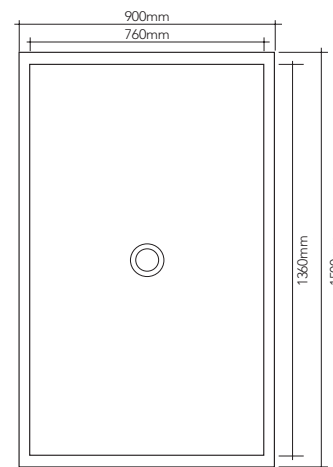
INFORMAZIONI TECNICHE - TECHNICAL INFORMATION



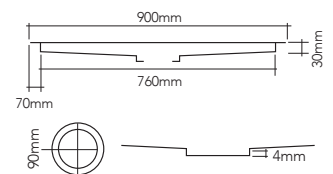
PDC90: 90x90



PDC120: 90x120



PDC150: 90x150



Lavabi cucina

Lavabos Cuisine
Kitchen Sinks

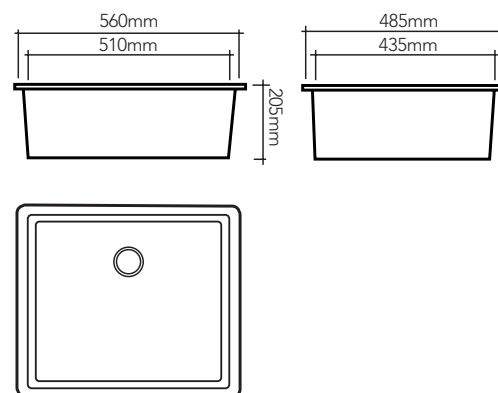


■ **LVCP08 SABRI single** • Lavello SABRI single mm.560 - Vasque SABRI single mm.560
SABRI single sink mm.560

Tecnico

INFORMAZIONI TECNICHE - TECHNICAL INFORMATION

560mm x 485mm

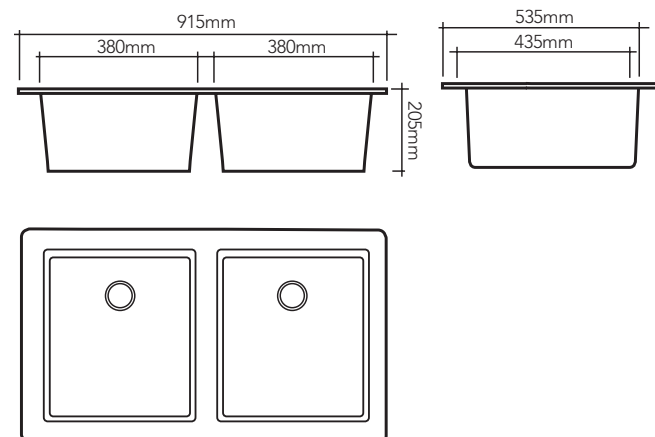


■ **LVCP09 SABRI double** • Lavello SABRI double mm.915 - Vasque SABRI double mm.915
Sabri double sink mm.915

Tecnico

INFORMAZIONI TECNICHE - TECHNICAL INFORMATION

915mm x 535mm

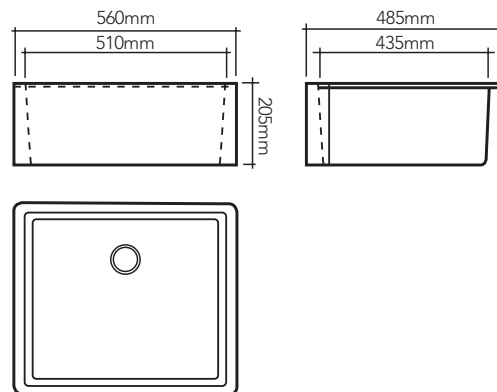




Tecnico

INFORMAZIONI TECNICHE - TECHNICAL INFORMATION

560mm x 485mm



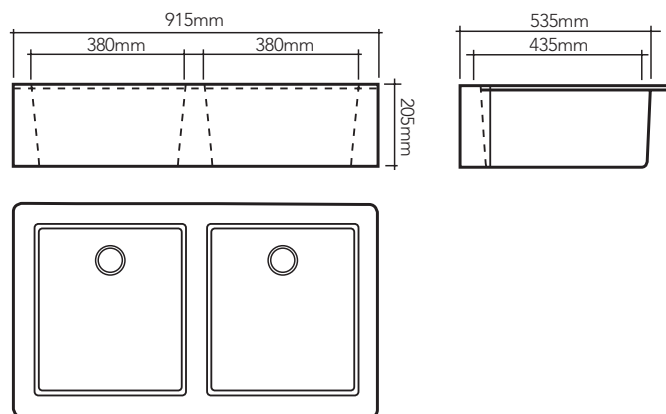
■ **LVCP10 LIVIA single** • Lavello LIVIA single mm.560 - Vasque LIVIA single mm.560
LIVIA single sink mm.560



Tecnico

INFORMAZIONI TECNICHE - TECHNICAL INFORMATION

915mm x 535mm



■ **LVCP11 LIVIA double** • Lavello LIVIA double mm.915 - Vasque LIVIA double mm.915
LIVIA double sink mm.91521

CURA DEI LAVELLI IN RAME

Copper sinks care

Entretien des éviers en cuivre

ITA Prendersi cura del proprio lavello in rame è davvero un compito facile, ma quotidiano. I lavelli in rame hanno il loro rivestimento protettivo chiamato patina. Questa finitura viva si trova naturalmente nel rame e nel tempo fornisce le sue proprietà antimicrobiche naturali che continueranno a cambiare ad evolversi nel tempo.

E poichè il rame è un metallo vivo, lo scolorimento è inevitabile, ma ci sono modi per ridurre scolorimento e macchie naturali

CONSIGLI PER LA CURA DEL LAVELLO IN RAME:

- Pulire dopo ogni utilizzo con acqua tiepida, un detersivo per piatti delicato e un panno morbido o una spugna, ma assicurati di evitare prodotti chimici e detergenti aggressivi e abrasivi.
- Non utilizzare mai spugne abrasive, lana d'acciaio o qualsiasi altra spugna dura.
- Usare bicarbonato di sodio e acqua tiepida per rimuovere una macchia ostinata dalla superficie del lavandino.
- Asciugare il lavello dopo ogni utilizzo per evitare depositi minerali e macchie verdi.
- Rimuovere sempre i residui di cibo (soprattutto cibi acidi) e le stoviglie per evitare scolorimento temporaneo e graffi sulla superficie del lavello.
- Applicare a bisogno una cera o una protezione per il rame (o ogni volta che l'acqua non gocciola più sulla sua superficie) per schermare e lucidare la finitura del lavello in rame.

UK Taking care of your copper sink is an easy task but a daily one. Copper sinks have their own protective coating called patina.

This living finish naturally occurs in copper, and over time, provides its natural anti-microbial properties which will continue to change and evolve over time. And because copper is a living metal, discoloration is inevitable but there are ways to reduce discoloration and natural spotting.

TIPS FOR COPPER SINK CARE:

- Clean after each use with warm water, a gentle dish soap, and a soft cloth or sponge but be sure to avoid harsh and abrasive chemicals and cleaners.
- Never use scouring pads, steel wool, or any other hard scrubbing pad.
- Use baking soda and warm water to remove a stubborn stain from your sink's surface.
- Dry your sink out after each use to prevent mineral deposits and green spotting.
- Always remove food debris (especially acidic foods) and dishes to prevent temporary discoloration and scratches to the sink's surface.
- Apply a copper protectant or wax monthly (or whenever water no longer beads on its surface) to shield and shine your copper sink's finish.

FR Prendre soin de votre évier en cuivre est une tâche facile mais quotidienne. Les éviers en cuivre ont leur propre revêtement protecteur appelé patine. Cette finition vivante se produit naturellement dans le cuivre et, au fil du temps, fournit ses propriétés antimicrobiennes naturelles qui continueront de changer et d'évoluer avec le temps. Et comme le cuivre est un métal vivant, la décoloration est inévitable mais il existe des moyens de réduire la décoloration et les taches naturelles.

CONSEILS POUR L'ENTRETIEN DES EVIERS EN CUIVRE :

- Nettoyez après chaque utilisation avec de l'eau tiède, un savon à vaisselle doux et un chiffon doux ou une éponge, mais assurez-vous d'éviter les produits chimiques et nettoyeurs agressifs et abrasifs.
- N'utilisez jamais de tampons à récurer, de laine d'acier ou tout autre tampon à récurer dur.
- Utilisez du bicarbonate de soude et de l'eau tiède pour enlever une tache tenace de la surface de votre évier.
- Séchez votre évier après chaque utilisation pour éviter les dépôts minéraux et les taches vertes.
- Enlevez toujours les débris alimentaires (en particulier les aliments acides) et la vaisselle pour éviter une décoloration temporaire et des rayures sur la surface de l'évier.
- Appliquez un protecteur de cuivre ou une cire tous les mois (ou chaque fois que l'eau ne perle plus sur sa surface) pour protéger et faire briller la finition de votre évier en cuivre.

DE Die Pflege Ihrer Kupferspüle ist eine einfache Aufgabe, aber eine tägliche. Kupferspülen haben eine eigene Schutzschicht namens Patina. Dieses lebendige Finish kommt auf natürliche Weise in Kupfer und mit der Zeit entfaltet sie ihre natürlichen antimikrobiellen Eigenschaften, die sich immer wieder verändern und weiterentwickeln. Und da Kupfer ein lebendiges Metall ist, ist eine Verfärbung unvermeidlich, aber es gibt Möglichkeiten, Verfärbungen und natürliche Flecken zu reduzieren.

TIPPS ZUR PFLEGE VON KUPFERSPÜLEN:

- Nach jedem Gebrauch mit warmem Wasser, einem milden Spülmittel und einem weichen Tuch oder Schwamm reinigen, vermeiden Sie jedoch scharfe und scheuernde Chemikalien und Reinigungsmittel.
- Verwenden Sie niemals Scheuerschwämme, Stahlwolle oder andere harte Schwämme.
- Verwenden Sie Natron und warmes Wasser, um hartnäckige Flecken von der Oberfläche Ihres Waschbeckens zu entfernen.
- Trocknen Sie Ihr Waschbecken nach jedem Gebrauch ab, um Mineralablagerungen und grüne Flecken zu vermeiden.
- Entfernen Sie immer Speisereste (insbesondere saurehaltige Speisen) und Geschirr, um vorübergehende Verfärbungen und Kratzer auf der Spülenoberfläche zu vermeiden.
- Tragen Sie monatlich (oder immer dann, wenn kein Wasser mehr auf der Oberfläche perlt) einen Kupferschutz oder ein Wachs auf, um die Oberfläche Ihrer Kupferspüle zu schützen und zu glänzen.




 Si possono scegliere le finiture metalliche interne ed esterne attraverso lo schema qui sotto.

 Vous avez la possibilité de choisir la finition métal intérieure et extérieure que vous souhaitez selon le tableau ci-dessous.

 You can chose the interior and exterior metal finishes you want following the table below.

		EXTERIOR FINISH									
		C	BC	PB	V	T	B	BB	N	BN	CE
INTERIOR FINISH	C	OK	OK	OK	OK				OK	OK	OK
	BC	OK	OK	OK	OK				OK	OK	OK
	T	OK	OK	OK	OK	OK	OK	OK	OK	OK	OK
	N	OK	OK	OK	OK		OK	OK	OK	OK	OK
	BN	OK	OK	OK	OK		OK	OK	OK	OK	OK
	B						OK	OK	OK	OK	OK
	BB						OK	OK	OK	OK	OK
	CE	OK	OK	OK	OK	OK	OK	OK	OK	OK	OK

- C = Copper/cuivre/rame
- BC = Brushed copper/cuivre brossé/rame satinato
- PB = Patina bronze/patine bronzée/patina bronzo
- V = Verdigris/vert de gris/verderame
- T = Tin/fer blanc/ferro bianco
- BN = Brushed nickel/nickel brossé/nickel satinato
- N = Nickel/nickel/nickel
- BB = Brushed brass/laiton brossé/ottone satinato
- B = Brass/laiton/ottone
- CE = Smalto colorato/Émail coloré/Coloured Enamel





Via Monte Caminetto 18 int 12/2 - 00060 Sacrofano - Roma - Italy

www.bleuprovence.it

Email : info@bleuprovence.it

Tel : +39 331 920 4888

Fax : +39 06 9083050